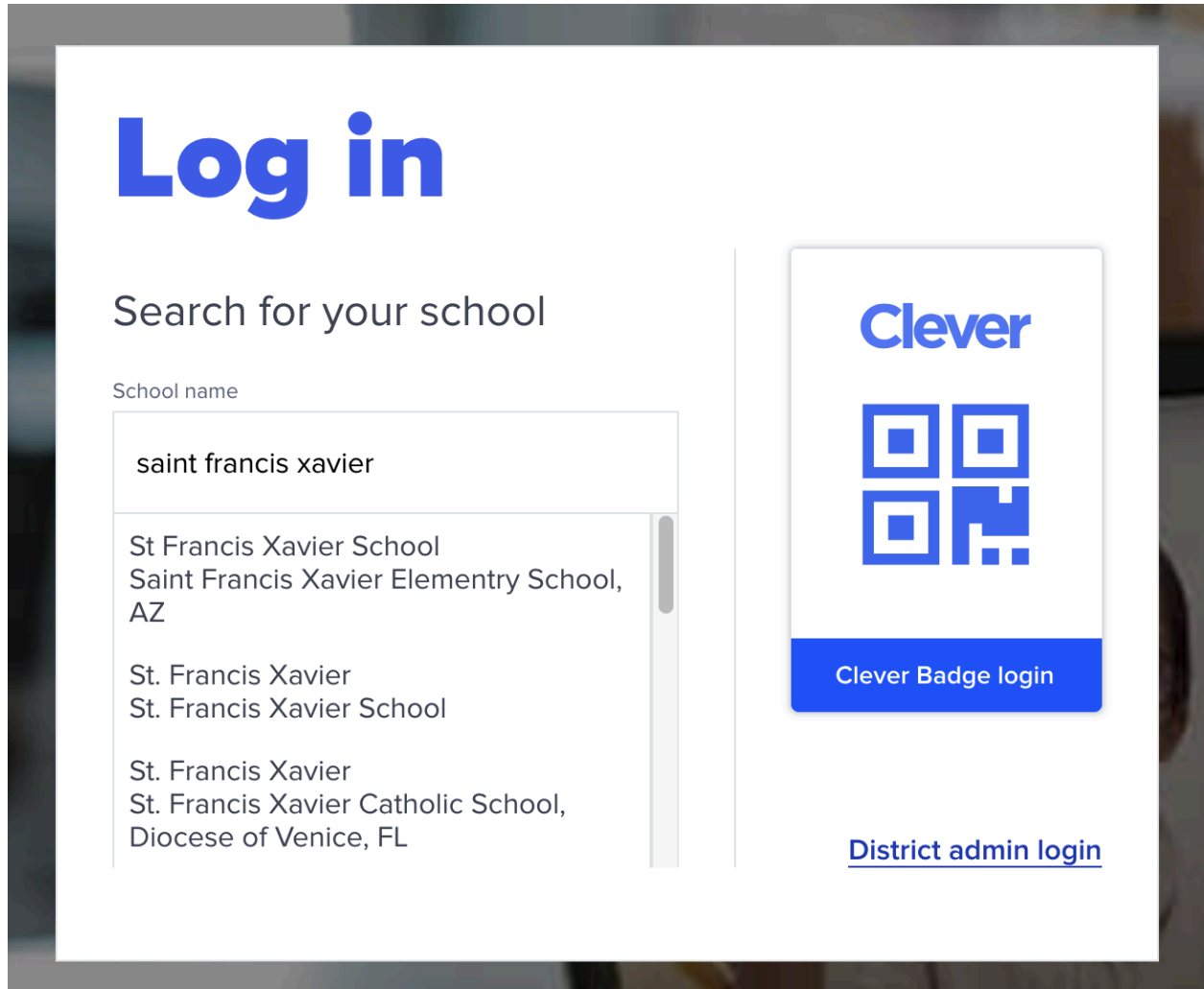


1. Access the Clever Login Page:

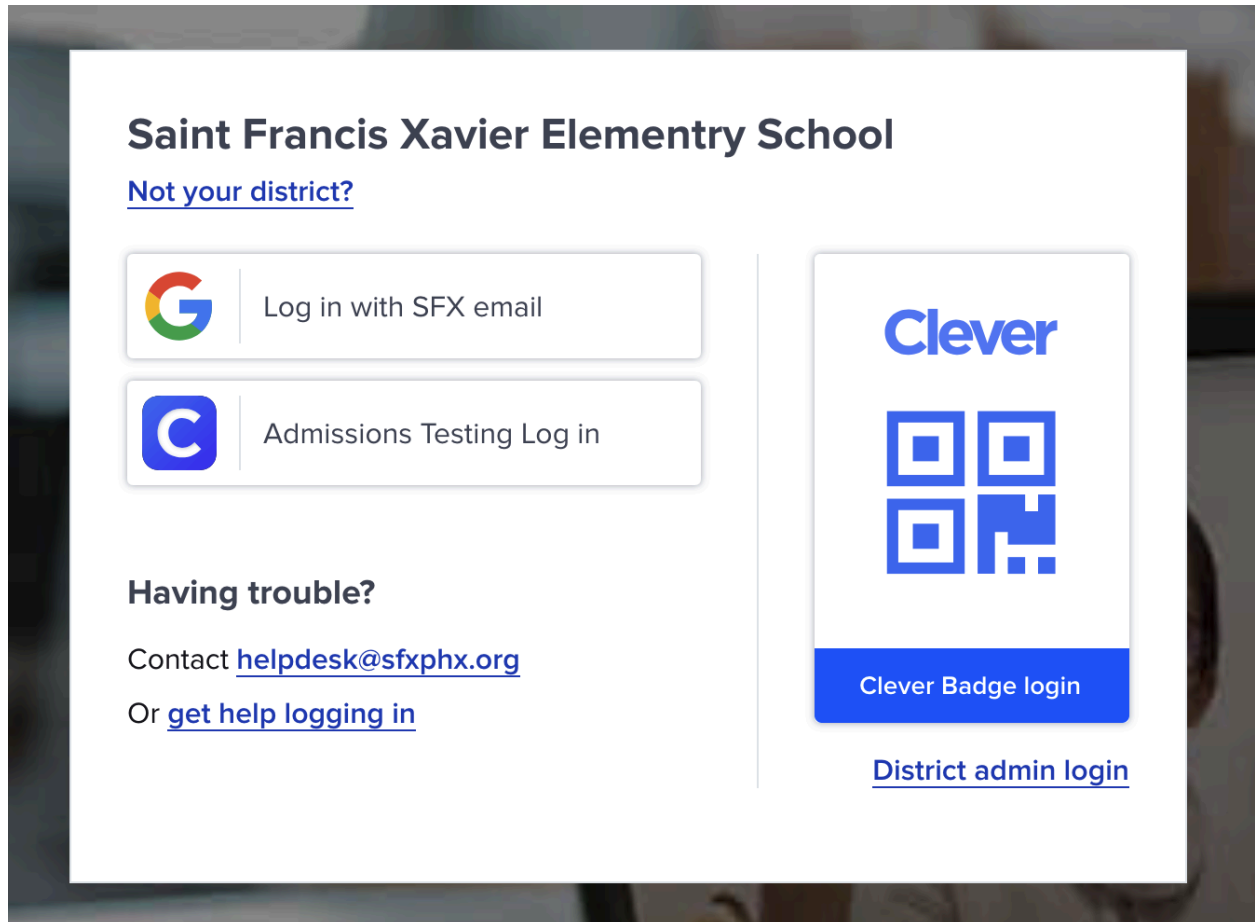
Go to [clever.com/login](https://clever.com/login) or your [district's custom Clever login page](#). If you don't know the specific URL, you can search for your school or district on [clever.com/login](https://clever.com/login). You can search for Saint Francis Xavier and select it to be directed to the school's Clever login page.



## 2. Username/Password:


Select "Login in with SFX email." Use your SFX email as your username and the password for your SFX email account.


**\*\*If you are having trouble with your SFX email and password,** please contact our IT Manager, Mr. Hernandez at [luis.hernandez@sfxphx.org](mailto:luis.hernandez@sfxphx.org) and he can provide you with this information.



**Saint Francis Xavier Elementary School**

[Not your district?](#)

 Log in with SFX email


 Admissions Testing Log in

**Having trouble?**

Contact [helpdesk@sfxphx.org](mailto:helpdesk@sfxphx.org)

Or [get help logging in](#)

**Clever**



Clever Badge login

[District admin login](#)

3. Once you log in, you will see the following screen:



**More Apps**



IXL Math

Click on the IXL tile to access your IXL course