

## Incoming 3rd Grade Summer Language Arts Homework



### **Novel Study:** *The Chocolate Touch, by Patrick Skene Catling*

Students are asked to please read the book, answer the comprehension questions, and vocabulary activities as they read along.

\*If you find your student is struggling to read this book, please feel free to read it with them or have them listen to it while following along.

\*Every two chapters, there will be comprehension questions to answer, a skill builder activity, and vocabulary words to review. It is a 3rd grade expectation that students answer the questions in complete sentences (capital letters and ending punctuation) using the question in the answer. For the first six chapters, I have modeled what I am expecting. For the remaining chapters, students are expected to answer the questions in complete sentences following the same format.

\*Once the book is complete, your student will have the opportunity to create their own “touch”. See the specific page for more directions.

\*Please bring your completed packet of work with you on the first day of school.

### **Additional Suggestions:**

**Read, Read, Read** - anything and everything


Keep a journal of your summer activities, adventures, or travel. Practice writing in detailed and complete sentences.

Practice reading and spelling all the **RED** words

### 3rd Grade Red Words Spelling List

<ol style="list-style-type: none"> <li>1. was</li> <li>2. want</li> <li>3. with</li> <li>4. said</li> <li>5. you</li> <li>6. from</li> <li>7. off</li> <li>8. now</li> <li>9. new</li> <li>10. give</li> <li>11. went</li> <li>12. they</li> <li>13. any</li> <li>14. come</li> <li>15. who</li> <li>16. what</li> <li>17. where</li> <li>18. why</li> <li>19. orange</li> <li>20. yellow</li> <li>21. were</li> <li>22. does</li> <li>23. some</li> <li>24. good</li> <li>25. there</li> </ol>	<ol style="list-style-type: none"> <li>1. done</li> <li>2. her</li> <li>3. here</li> <li>4. under</li> <li>5. down</li> <li>6. onto</li> <li>7. people</li> <li>8. saw</li> <li>9. both</li> <li>10. should</li> <li>11. could</li> <li>12. would</li> <li>13. over</li> <li>14. love</li> <li>15. live</li> <li>16. out</li> <li>17. day</li> <li>18. too</li> <li>19. eye</li> <li>20. all</li> <li>21. again</li> <li>22. boy</li> <li>23. girl</li> <li>24. sign</li> <li>25. your</li> </ol>	<ol style="list-style-type: none"> <li>1. which</li> <li>2. look</li> <li>3. also</li> <li>4. use</li> <li>5. today</li> <li>6. yesterday</li> <li>7. first</li> <li>8. around</li> <li>9. going</li> <li>10. walk</li> <li>11. say</li> <li>12. their</li> <li>13. how</li> <li>14. once</li> <li>15. another</li> <li>16. pull</li> <li>17. wash</li> <li>18. every</li> <li>19. everyone</li> <li>20. know</li> <li>21. knew</li> <li>22. friend</li> <li>23. been</li> <li>24. hour</li> <li>25. other</li> </ol>	<ol style="list-style-type: none"> <li>1. purple</li> <li>2. blue</li> <li>3. four</li> <li>4. seven</li> <li>5. eight</li> <li>6. away</li> <li>7. after</li> <li>8. few</li> <li>9. many</li> <li>10. call</li> <li>11. room</li> <li>12. ball</li> <li>13. water</li> <li>14. watch</li> <li>15. far</li> <li>16. goes</li> <li>17. because</li> <li>18. very</li> <li>19. door</li> <li>20. car</li> <li>21. great</li> <li>22. though</li> <li>23. don't</li> <li>24. little</li> <li>25. threw</li> </ol>	<ol style="list-style-type: none"> <li>1. always</li> <li>2. hour</li> <li>3. sure</li> <li>4. buy</li> <li>5. only</li> <li>6. these</li> <li>7. those</li> <li>8. took</li> <li>9. work</li> <li>10. word</li> <li>11. world</li> <li>12. touch</li> <li>13. hall</li> <li>14. enough</li> <li>15. laugh</li> <li>16. read</li> <li>17. often</li> <li>18. heard</li> <li>19. thought</li> <li>20. together</li> <li>21. different</li> <li>22. move</li> </ol>
---	---	---	---	---

*The*  
**CHOCOLATE  
TOUCH**



**By: Patrick Skene Catling**

## Chapters 1 - 2

- 1) What did John Receive as a going-to-school present?

John receives a \_\_\_\_\_ as a going-to-school present.

- 2) What are some types of candy John likes?

Some types of candy John likes are \_\_\_\_\_  
\_\_\_\_\_

- 3) According to Dr. Cranium, what is wrong with John?

According to Dr. Cranium, John \_\_\_\_\_  
\_\_\_\_\_

- 4) What does John find on his way to Susan's house?

John finds \_\_\_\_\_  
on his way to Susan's house.

- 5) What was inside the box John bought at the corner store?

\_\_\_\_\_ was inside the box  
John Bought at the corner store.


## Skill Builder

## Chapter 1 - 2

### Visualize

In chapter two, John sees a corner store on the way to Susan's house. How does the author describe the store?

Try to picture  
the corner store  
full of candy.  
Draw what you  
see:




## Chapters 1 - 2

### ◦ Vocabulary ◦

Match up the vocabulary words with their definitions:

- 1) in a distracted way: \_\_\_\_\_
- 2) not recognized: \_\_\_\_\_
- 3) a group of instruments playing: \_\_\_\_\_
- 4) nervously: \_\_\_\_\_
- 5) medicine: \_\_\_\_\_



## Chapters 3 - 4

- 1) What happened when John began to brush his teeth?

When John began to brush his teeth \_\_\_\_\_

\_\_\_\_\_

- 2) What does Mary tell Mrs. Midas at breakfast?

Mary tells Mrs. Midas \_\_\_\_\_

\_\_\_\_\_

- 3) Why does Spider Wilson make fun of John?

Spider Wilson makes fun of John because \_\_\_\_\_

\_\_\_\_\_

- 4) How does John trick Spider Wilson?

John tricks Spider Wilson by \_\_\_\_\_

\_\_\_\_\_

- 5) How does Susan react when John bites into her silver coin?

Susan reacts by \_\_\_\_\_

\_\_\_\_\_

# Make a Prediction

## After Chapter 4

After reading chapters 3 and 4, what do you think might happen next in the story? Please draw and write two (2) sentences describing what you think will happen next.


---

---

---

---

---

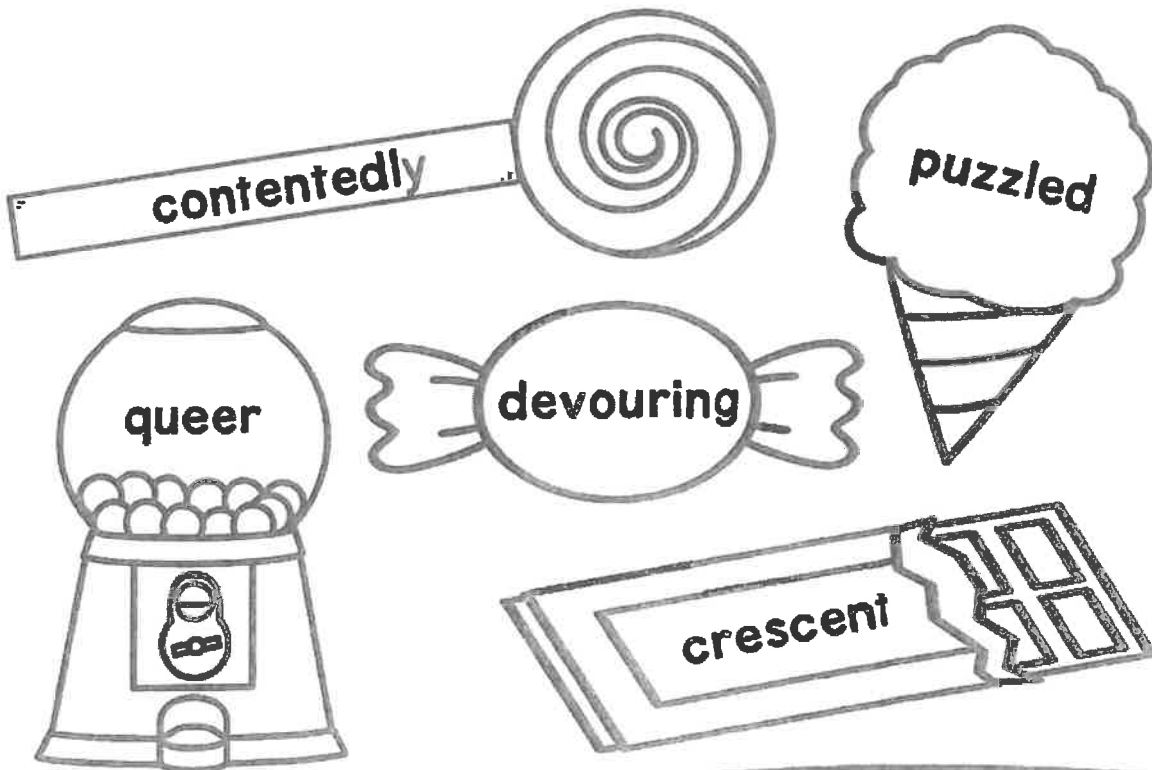


## Chapters 3 - 4

### ◦ Vocabulary ◦

Match up the vocabulary words with their definitions:

- 1) Eating hungrily and quickly: \_\_\_\_\_
- 2) Moon shaped: \_\_\_\_\_
- 3) Odd or weird: \_\_\_\_\_
- 4) satisfied: \_\_\_\_\_
- 5) confused: \_\_\_\_\_



## Chapters 5 - 6

- 1) What does Miss Plimsole announce at the start of class?

Miss Plimsole announces \_\_\_\_\_

- 2) Why isn't John able to complete his test?

John isn't able to complete his test because \_\_\_\_\_

- 3) What does Miss Plimsole say to John after class?

Miss Plimsole said \_\_\_\_\_

- 4) What happens when John tries to play with Susan during recess?

When John tries to play with Susan during recess \_\_\_\_\_

- 5) Why does John need a drink of water so badly?

John needs a drink of water so badly because \_\_\_\_\_

**Conflict**

What is the problem or conflict in the story?


---

---

---

---

Draw a picture of how you think the conflict will be solved:




## Chapters 5 - 6

### ◦ Vocabulary ◦

Match up the vocabulary words with their definitions:

- 1) quickly: \_\_\_\_\_
- 2) hallway: \_\_\_\_\_
- 3) Paused with uncertainty: \_\_\_\_\_
- 4) Wished it hadn't happened: \_\_\_\_\_
- 5) Right away: \_\_\_\_\_



## Chapters 7 - 8

- 1) What does John see the other kids eating at lunch?

John sees the other kids eating

Now it's your  
turn to use the  
question to  
answer!

- 2) How does the chocolate problem get worse during lunch?

- 3) What instrument does John play in the orchestra?

- 4) What did the other students do when John's trumpet turned to chocolate?

- 5) Where does John go when he ran out of school?

## Skill Builder

## Chapter 7 - 8

### Summarize

A summary includes the important details in the chapter. Write a summary of chapters 7 and 8:

---

---

---

---

---

---

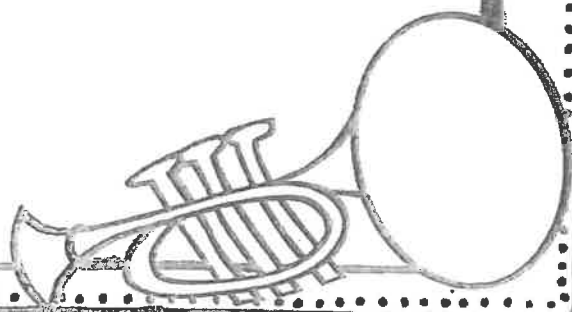
---

---

---

---

Draw a picture of the events you described:

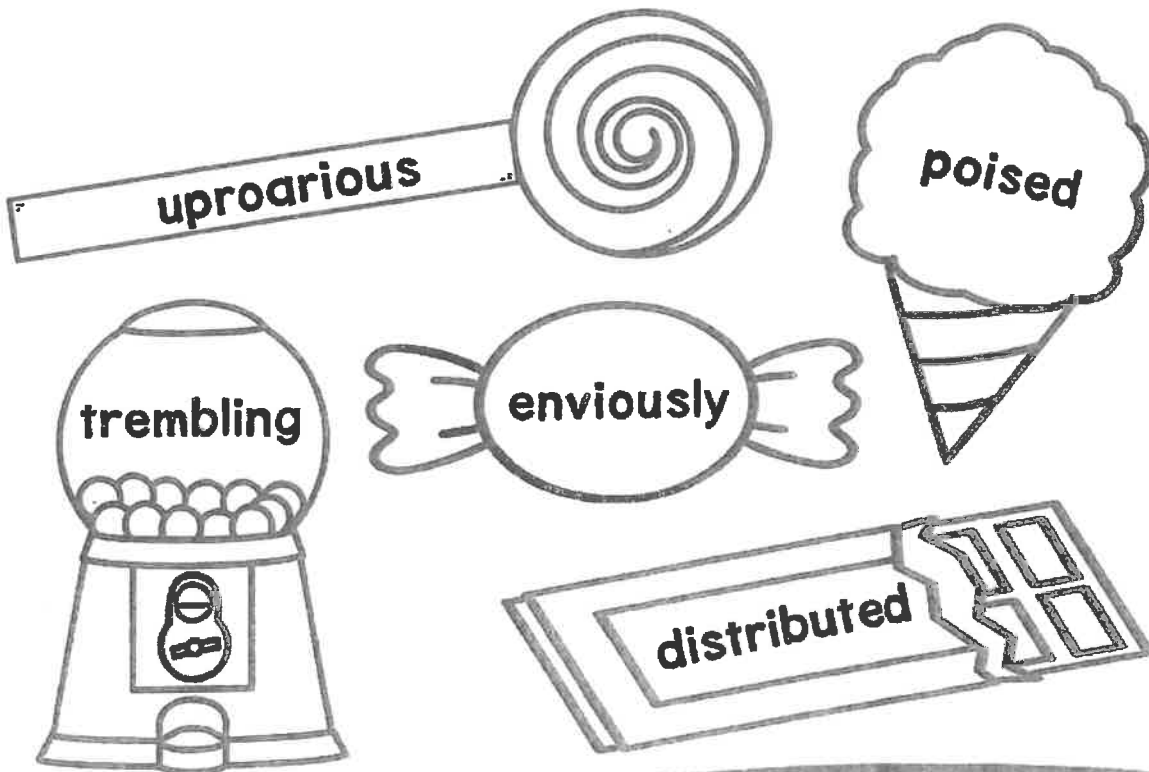


## Chapters 7 - 8

### ◦ Vocabulary ◦

Match up the vocabulary words with their definitions:

- 1) shaking: \_\_\_\_\_
- 2) jealousy: \_\_\_\_\_
- 3) balanced: \_\_\_\_\_
- 4) Loud, disorderly: \_\_\_\_\_
- 5) gave out: \_\_\_\_\_



## Chapters 9 - 10

- 1) How was Susan dressed at her birthday party?

Now it's your  
turn to use the  
question to  
answer!

Susan dressed as \_\_\_\_\_

- 2) What happens when John puts his head in the bucket of apples?

- 3) What did Mr. Midas and John see when they reached the spot where he got the chocolate?

- 4) What does Dr. Cranium give John to cure him?

- 5) How does Dr. Cranium act when the spoon turns to chocolate?

**Skill Builder**

**Chapters 9 - 10**

## **Text to Self Connections**

**What are some things that have gone wrong for John in the story?**

---

---

---

---

**Did you ever have a day when things kept going wrong? Write about that day and how it turn out?**




## Chapters 9 - 10

### ◦ Vocabulary ◦

Match up the vocabulary words with their definitions:

- 1) unsure: \_\_\_\_\_
- 2) compound: \_\_\_\_\_
- 3) Sticking out: \_\_\_\_\_
- 4) Walk calmly: \_\_\_\_\_
- 5) Never seen before: \_\_\_\_\_



## Chapters 11 - 12

- 1) Why did Mrs. Midas begin to cry?

Now it's your  
turn to use the  
question to  
answer!

Mrs. Midas began to cry when \_\_\_\_\_

- 2) What does John see in the window of the red brick building?

- 3) What is John willing to do to have his mother come back to life?

- 4) What was Mrs. Midas doing when John came back?

- 5) What happened when John went back to thank the store keeper?

## Skill Builder

## Chapter 11 - 12

### Ask and Answer Questions

Write three questions about chapters 11 - 12:

- 1) \_\_\_\_\_
- 2) \_\_\_\_\_
- 3) \_\_\_\_\_

Now trade with a friend. Choose 2 questions to copy and answer:

Question # 1

---

---

Answer # 1

---

---

Question # 2

---

---

Answer # 2

---

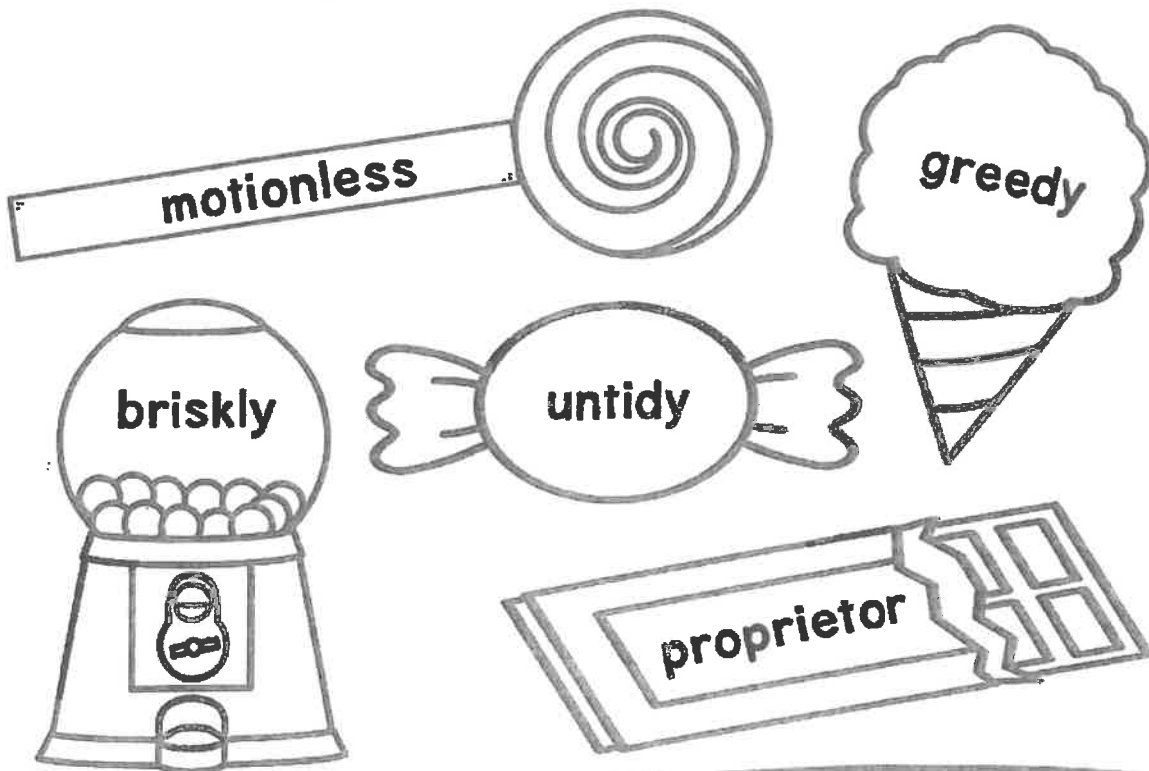
---

## Chapters II - 12

### ◦ Vocabulary ◦

Match up the vocabulary words with their definitions:

- 1) selfish: \_\_\_\_\_
- 2) Not clean and neat: \_\_\_\_\_
- 3) quickly: \_\_\_\_\_
- 4) Business owner: \_\_\_\_\_
- 5) Not moving: \_\_\_\_\_



# Imagine

Now that you have finished the book it is your turn to imagine you were John Midas. John turns everything he touches into chocolate because he eats so much of it. What would your "touch" be? Create your own book cover with your "touch".

The \_\_\_\_\_ Touch

written by: \_\_\_\_\_