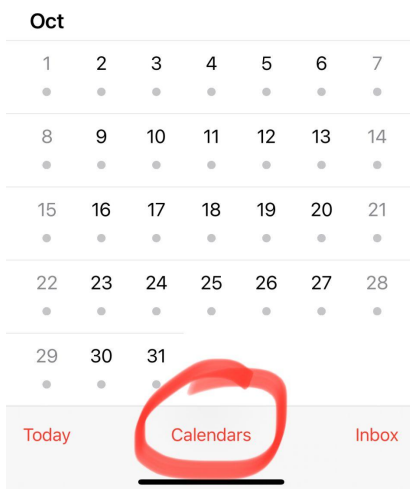


# Subscription Instructions for SFX School Calendar

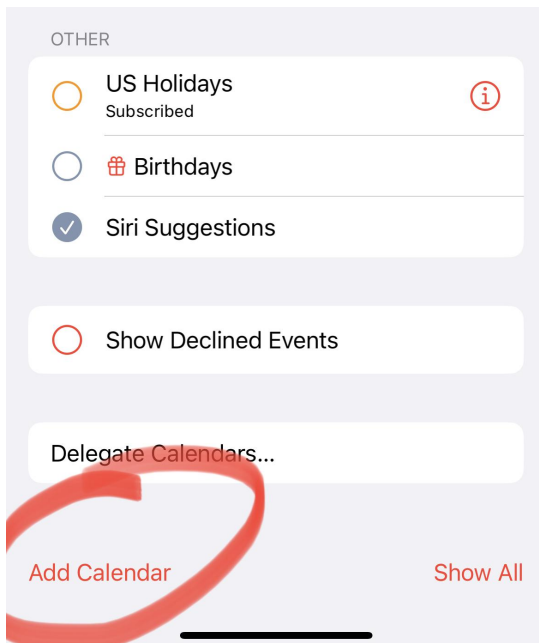
## Apple Calendar App (iPhone)



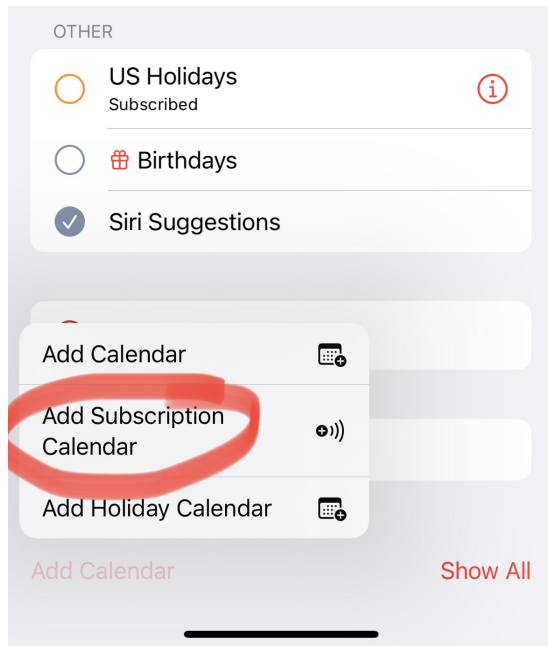
**Step 1:** Go to your calendar app and click 'Calendars' at the bottom.



**Step 2:** Click on 'Add Calendar' at the bottom

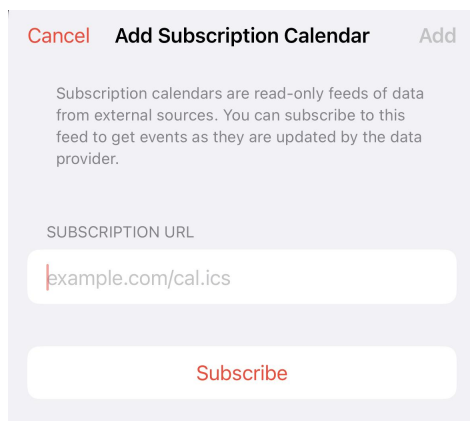


### Step 3: Click on 'Add Subscription Calendar'



### Step 4: Enter the subscription URL and click 'Subscribe'

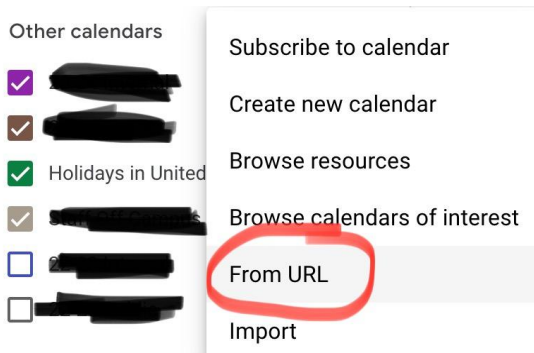
[https://calendar.google.com/calendar/ical/c\\_f07f8da61a0cac94dd74a05c330759bdb713e51c12a6dc9f66282e03ba4ebdae%40group.calendar.google.com/public/basic.ics](https://calendar.google.com/calendar/ical/c_f07f8da61a0cac94dd74a05c330759bdb713e51c12a6dc9f66282e03ba4ebdae%40group.calendar.google.com/public/basic.ics)



## Google Calendar App (iPhone & Android)

If you use the Google Calendar App on your iPhone, you will first need to add the calendar to your Google Calendar in your web browser. Follow the instructions below:

**Step 1:** In your Google Calendar, click on the **+** icon next to **'Other Calendars'** on the left hand side of the calendar, and click the **'From URL'** option.



**Step 2:** Enter the subscription URL and click **'Add Calendar'**

[https://calendar.google.com/calendar/ical/c\\_f07f8da61a0cac94dd74a05c330759bdb713e51c12a6dc9f66282e03ba4ebdae%40group.calendar.google.com/public/basic.ics](https://calendar.google.com/calendar/ical/c_f07f8da61a0cac94dd74a05c330759bdb713e51c12a6dc9f66282e03ba4ebdae%40group.calendar.google.com/public/basic.ics)

From URL

URL of calendar

Make the calendar publicly accessible

You can add a calendar using the iCal format by its address.

Add calendar

**Step 4:** Now that you have added the calendar in your web browser, you will have the option to select it in your Google Calendar App on your phone. Just click on the menu button on the left hand side in the app and you should be able to select the box for the **23-24 Public** calendar.

## Microsoft Outlook

Copy the Subscription URL and then skip to step 4 in this tutorial:

<https://support.office.com/en-us/article/see-your-google-calendar-in-outlook-c1dab514-0ad4-4811-824a-7d02c5e77126>

Subscription URL:

[https://calendar.google.com/calendar/ical/c\\_f07f8da61a0cac94dd74a05c330759bdb713e51c12a6dc9f66282e03ba4ebdae%40group.calendar.google.com/public/basic.ics](https://calendar.google.com/calendar/ical/c_f07f8da61a0cac94dd74a05c330759bdb713e51c12a6dc9f66282e03ba4ebdae%40group.calendar.google.com/public/basic.ics)

*You can follow the same steps for our Sports Calendar using this subscription link:*

[https://calendar.google.com/calendar/ical/c\\_8fd6bugckka18h7jkk9kph7dfk%40group.calendar.google.com/public/basic.ics](https://calendar.google.com/calendar/ical/c_8fd6bugckka18h7jkk9kph7dfk%40group.calendar.google.com/public/basic.ics)